



Inspired by the white marble of Sicily, Estate is a stunning porcelain series with striking bold veins that replicate the elements of nature: Blu (blue - for water), Verde (green - for the vegetation), and Caramel (gold-brown - for the sun). This tactile, realistic effect is achieved by the use of a new glazing technology that creates deep veining. This series is available in both matte and polished finishes.

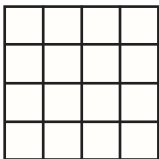
Per ANSI standard A108.02,4.3.8.2, joints on tiles longer than 15" should not be staggered more than 1/3 the length of the tile.

SIZES: COLOR

12x24  
Natural &  
Polished

24x48  
Natural &  
Polished

2x2 Mosaics  
Natural



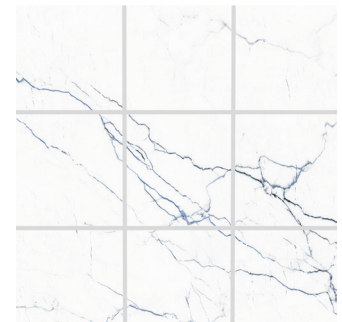

Caramel



Verde




Blu



# ESTATE

# TECHNICAL INFORMATION

## SHADE VARIATION



V2 - Slight Variation  
Clearly distinguishable differences in texture and/or pattern within similar colors.

## WEAR CODE

Class 5 Suitable for all Residential and Commercial Application. Class 5 tiles are suitable for all applications including those with heavy traffic and constant use. (i.e., Shopping Malls, Hospitals)

## PERFORMANCE DATA

CHARACTERISTIC	NORMS	RESULTS
Water Absorption	ISO 10545-3	≤ 0.2 %
Abrasion Resistance I	SO 10545-7	5
Breaking Strength	ISO 10545-4	≥ 35 N/mm <sup>2</sup>
Dynamic Coefficient of Friction	AcuTest	≥ 0.50 (Matte)
Dimensions Range	ISO 10545-2	Conforms
Frost Resistance	ISO 10545-12	Frost Proof
Chemical Resistance - Household Chemicals	ISO 10545-13	GA: GLA
Chemical Resistance - Low Concentration of Acids	ISO 10545-13	GA: GLA
Resistant Resistance to Stains	ISO 10545-14	Class 5
Crazing Resistance of Glazed Tiles	ISO 10545-11	Resistant

## NOTES

It is not recommended to stagger any tile longer than 18" more than 1/3 the length of the tile.

Always inspect materials prior to installation.

Always mix 2-3 cartons at a time while installing to insure the best blend.