












Exclusively available in our New Haven and West Hartford Outlet locations, Construct is a sophisticated glazed porcelain series that is perfect for any project. This line is available in a 12x24 field tile with a decorative mosaic on a 12x12 sheet.

SIZES:	COLOR			
12X24	<p>Ghost White</p> 	<p>Polar Night</p> 		
	<p>Silver Tempest</p> 	<p>Blue Voltage</p> 		
12X12 Mosaics	<p>Ghost White</p> 	<p>Polar Night</p> 	<p>Silver Tempest</p> 	<p>Blue Voltage</p> 

# CONSTRUCT

# TECHNICAL INFORMATION

## SHADE VARIATION



### V3 - Moderate Variation

While the colors present on a single piece of tile will be indicative of the colors to be expected on the other tiles, the amount of colors on each piece may vary significantly. For example “that little bit of color” on one piece of tile may be the primary color on the next piece.

## WEAR CODE

Construct Silver Tempest, Blue Voltage, and Polar Night are rated 3.  
Construct Ghost White is rated 4.

*Class 3 Residential Applications. Suitable for all residential applications.*

*Class 4 tiles may be used in all residential areas and light commercial applications. (i.e., restaurants, offices)*

## PERFORMANCE DATA

CHARACTERISTIC	NORMS	RESULTS
Abrasion Resistance (PEI)	III, IV	Class 0-V
Scratch Hardness / Glaze (Mohs)	5	≥5.0
Water Absorption (%)	≤ 0.5%	<0.5
Breaking Strength (Avg Lbf)	>600	>275
Chemical Resistance	Resistant	Resistant
Bonding Strength (psi)	>50 psi	≥50
Frost Resistance	Resistant	Resistant
Crazing Resistance	Resistant	Resistant
Thermal Shock	Resistant	Resistant
Stain	Resistance	Resistant
Dynamic Coefficient of Friction*	> 0.42	As Reported

## NOTES

\*It is important to note that Dynamic Coefficient of Friction can also vary after installation due to the presence of foreign materials, such as water, oil, and flooring materials; the length of the human stride at the time of slip; type of floor finish and shoe sole; and the physical and mental conditions of humans.

It is not recommended to stagger any tile longer than 18” more than 1/3 the length of the tile.

Always inspect materials prior to installation.

Always mix 2-3 cartons at a time while installing to insure the best blend.