






Deparisa is urban industrial cool at its best. This inspired Spanish wall and floor combination transforms glazed porcelain tile into subtle cement with hints of oxidization. Available not only in White (blanco), Beige and Grey, but also Blue (acero) and Copper (cobre). The 12x24 rectified porcelain tile is available both Natural and Semi-Polished (lappato). For walls Deparisa has 10x20 ceramic tiles in either a flat or embossed linear Concept. Porcelain 2x2 mosaics, as well as floor and wall trim complete the program.

SIZE	COLOR				
	Blanco	Gris	Beige	Cobre	Acero
12 x 24 Natural					
12 x 24 Lappato					
10 x 20 Ceramic Wall					
10 x 20 Ceramic Wall					
2 x 2 Mosaic					


DEPARISA TECHNICAL INFORMATION

TILE SIZE

NOMINAL	SHAPE	MATERIAL	THICKNESS
12 x 24		PORCELAIN	9.2 MM
10 x 20		CERAMIC	9.2 MM
2 x 2 Mosaic		PORCELAIN	9.2 MM

SHADE VARIATION

V3 - Moderate Variation



While the colors present on a single piece of tile will be indicative of the colors to be expected on the other tiles, the amount of colors on each piece may vary significantly. For example "that little bit of color" on one piece of tile may be the primary color on the next piece.

WEAR CODE

10 x 20: 1
Rated for wall applications only.

All other sizes: 5
Rated for all residential and commercial applications.

APPLICATIONS

	RESIDENTIAL	LIGHT COMMERCIAL	COMMERCIAL
FLOORS	✓	✓	✓
WALLS / BACKSPLASH	✓	✓	✓
POOL DECKING	✓	✓	
EXTERNAL USE - FROST PROOF	✓	✓	

PERFORMANCE DATA

CHARACTERISTIC	NORMS	RESULTS
Water Absorption	ISO 10545-3	< 0.15
Abrasion Resistance (Glazed)	ISO 10545-7	5/5
Breaking Strength	ISO 10545-4	50 N/mm ²
Dynamic Coefficient of Friction Wet	AcuTest	0.48
Dimensions	ISO 10545-2	Conforms
Chemical Resistance	ISO 10545-13	Conforms
Thermal Shock	ISO 10545-9	Resists
Resistance to Stains	ISO 10545-14	Class 5
Frost Resistance	ASTM C1026	Frost Resistant
Crazing Resistance of Glazed Tiles	ISO 10545-11	Resists

NOTES

It is not recommended to stagger any tile longer than 18" more than 1/3 the length of the tile.

Always inspect materials prior to installation.

Always mix 2-3 cartons at a time while installing to insure the best blend.