





This Italian porcelain collection represents the newest standard in high-quality technology. An artistic fusion of quartzite stone and metal, Inner incorporates a unique metal-like finish into the tile that produces reflective stone veining. A modern tile elevated to a new design appeal, this technical porcelain is available in 12" x 24" or larger tile formats, along with a 2" x 2" mosaic tile pattern. Available in five stunning shades: Peak (white), Shore (beige), Steam (light grey), Lake (dark grey) and Cliff (black).


COLOR	SIZE	
	12 x 24	2 x 2 Mosaic
Cliff		
Lake		
Peak		
Shore		
Steam		

INNER TECHNICAL INFORMATION

TILE SIZE

NOMINAL	SHAPE	MATERIAL	THICKNESS
12 x 24		PORCELAIN	10 MM
2 x 2 Mosaic		PORCELAIN	10 MM

SHADE VARIATION



V2 - Slight Appearance

Clearly distinguishable differences in texture and/or pattern within similar colors.

APPLICATIONS

	RESIDENTIAL	LIGHT COMMERCIAL	COMMERCIAL
FLOORS	✓	✓	✓
WALLS / BACKSPLASH	✓	✓	✓
POOL DECKING	✓	✓	✓
EXTERNAL USE - FROST PROOF	✓	✓	✓

WEAR CODE

All Sizes: 5

Rated for all residential and commercial applications.

PERFORMANCE DATA

CHARACTERISTIC	NORMS	RESULTS
Water Absorption	ISO 10545-3	0.05 %
Abrasion Resistance (Glazed)	ISO 10545-7	NA
Breaking Strength	ISO 10545-7	≥ 47 N/mm2
Dynamic Coefficient of Friction Wet	AcuTest	0.62
Dimensions	ISO 10545-2	Conforms
Chemical Resistance	ISO 10545-13	Conforms
Thermal Shooock Resistance	ISO 10545-9	Conforms
Resistance to Stains	ISO 10545-14	Conforms
Frost Resistance	ISO 10545-12	Frost Resistant

NOTES

It is not recommended to stagger any tile longer than 18” more than 1/3 the length of the tile.

Always inspect materials prior to installation.

Always mix 2-3 cartons at a time while installing to insure the best blend.