













The Link series is an American-made porcelain that merges the beauty of a natural stone and concrete. The gentle movement of fine grains and a uniform tonality makes Link a versatile collection for any setting. Link is available in 4 colors: Tie (Ivory), Bolt (Taupe), Chain (Grey), and Hook (Darker Grey) with all colors offered at 12x24, 2x2 Mosaics, and a 3x24 Bullnose.

COLOR	SIZE	
	12 x 24	2 x 2 Mosaic
Hook		
Chain		
Bolt		
Tie		

LINK TECHNICAL INFORMATION


TILE SIZE

NOMINAL	SHAPE	MATERIAL	THICKNESS
12 x 24		PORCELAIN	9 MM
2 x 2 Mosaic		PORCELAIN	9 MM

WEAR CODE

All sizes: 5
 Rated for all residential and commercial applications.

SHADE VARIATION



V2 - Slight Appearance

Clearly distinguishable differences in texture and/or pattern within similar colors.

APPLICATIONS

	RESIDENTIAL	LIGHT COMMERCIAL	COMMERCIAL
FLOORS	✓	✓	✓
WALLS / BACKSPLASH	✓	✓	✓
POOL DECKING	✓	✓	
EXTERNAL USE - FROST PROOF	✓	✓	

PERFORMANCE DATA

CHARACTERISTIC	NORMS	RESULTS
Water Absorption	ASTM C373	0.50 %
Chemical Resistance	ASTM C650	Unaffected
Breaking Strength	ASTM C648	400 lbs
Dynamic Coefficient of Friction Wet	AcuTest	0.42
Dimensions	ASTM C499	Conforms
Facial Range of Thickness	ASTM C499	Conforms
Warpage (Diagonal)	ASTM C485	Conforms
Wedging	ASTM C502	Conforms
Frost Resistance	ASTM C1026	Frost Resistant
Scratch Hardness	MOHS	6

NOTES

It is not recommended to stagger any tile longer than 18" more than 1/3 the length of the tile.

Always inspect materials prior to installation.

Always mix 2-3 cartons at a time while installing to insure the best blend.