













The Lustre collection is a porcelain tile series from Spain and comprised of three different looks. Crowne has a cement look, and Crepuscolo is a soft marble. Calacatta replicates white Italian marble with gray veining. All these colors and sizes come polished. Additionally, the Calacatta color also comes in Matte finish in 12x24, 24x24 and 24x48 sizes. When looking for a marble-look, come in to one of our showrooms to see Lustre for yourself. Lustre is a gorgeous alternative to natural stone.


SIZE	COLOR		
	Calacatta Bianco	Crepuscolo Cream	Crepuscolo Pearl
24 x 24			
12 x 24			
3 x 3 Mosaic			
24 x 48			

LUSTRE TECHNICAL INFORMATION

TILE SIZE			
NOMINAL	SHAPE	MATERIAL	THICKNESS
12 x 24		PORCELAIN	9.5 MM
4 x 12		PORCELAIN	9.5 MM
2 x 2 Mosaic		PORCELAIN	9.5 MM
24 x 48		PORCELAIN	9.5 MM

SHADE VARIATION

V3 - Moderate Variation



While the colors present on a single piece of tile will be indicative of the colors to be expected on the other tiles, the amount of colors on each piece may vary significantly. For example “that little bit of color” on one piece of tile may be the primary color on the next piece.

WEAR CODE

All Sizes: 4
Rated for all residential and light commercial applications.

	RESIDENTIAL	LIGHT COMMERCIAL	COMMERCIAL
FLOORS	✓	✓	
WALLS / BACKSPLASH	✓	✓	✓
POOL DECKING			
EXTERNAL USE - FROST PROOF			

PERFORMANCE DATA		
CHARACTERISTIC	NORMS	RESULTS
Water Absorption	ISO 10545-3	≤ 0.5 %
Abrasion Resistance (Glazed)	ISO 10545-7	4/5
Breaking Strength	ISO 10545-4	≥ 35 N/mm2
Dynamic Coefficient of Friction Wet	AcuTest	≥ 0.42
Dimensions	ISO 10545-2	Conforms
Frost Resistance	ISO 10545-12	Frost Resistant
Chemical Resistance	ISO 10545-13	Conforms
Thermal Shock Resistance	ISO 10545-9	Conforms
Resistance to Stains	ISO 10545-14	Class 5
Crazing Resistance of Glazed Tiles	ISO 10545-11	Resistant

NOTES

It is not recommended to stagger any tile longer than 18” more than 1/3 the length of the tile.
Always inspect materials prior to installation.
Always mix 2-3 cartons at a time while installing to insure the best blend.