















Ocean Blue is the epitome of function and design. This stunning Italian porcelain series enhances the classic Calacatta marble look with an eye-popping blue vein. Ocean Blue is available with both matte and fully polished finishes in 4x12, 12x24 and 24x24 field tile, along with a collection of matte-finish mosaics: 2x2, 1x3 Herringbone and 4x4.5 Hexagon on mesh. 3x24 bullnose trim is available in both finishes.

COLOR	SIZE		
Ocean Blue	24 x 24	12 x 24	4 x 12
			
	2 x 2 Mosaic	1 x 3 Herringbone	4 x 4.5 Hexagon
			

OCEAN BLUE

TECHNICAL INFORMATION

TILE SIZE


NOMINAL	SHAPE	MATERIAL	THICKNESS
24 x 24		PORCELAIN	10 MM
12 x 24		PORCELAIN	10 MM
4 x 12		PORCELAIN	10 MM
2 x 2 Mosaic		PORCELAIN	10 MM
Herringbone		PORCELAIN	10 MM
Hexagon		PORCELAIN	10 MM

WEAR CODE

24 x 24: 5
Rated for all residential and commercial applications.

SHADE VARIATION

V3 - Moderate Variation



While the colors present on a single piece of tile will be indicative of the colors to be expected on the other tiles, the amount of colors on each piece may vary significantly. For example “that little bit of color” on one piece of tile may be the primary color on the next piece.

APPLICATIONS

	RESIDENTIAL	LIGHT COMMERCIAL	COMMERCIAL
FLOORS	✓	✓	
WALLS / BACKSPLASH	✓	✓	✓
POOL DECKING	✓		
EXTERNAL USE - FROST PROOF	✓		

PERFORMANCE DATA

CHARACTERISTIC	NORMS	RESULTS
Water Absorption	ISO 10545-3	0.20 %
Abrasion Resistance (Glazed)	ISO 10545-7	4/5
Breaking Strength	ISO 10545-4	40-50 N/mm2
Dynamic Coefficient of Friction Wet	AcuTest	0.5
Dimensions	ISO 10545-2	Conforms
Frost Resistance	ISO 10545-12	Frost Resistant
Chemical Resistance	ISO 10545-13	Class B
Thermal Shock Resistance	ISO 10545-9	Resistant
Resistance to Stains	ISO 10545-14	Class 3
Crazing Resistance of Glazed Tiles	ISO 10545-11	Resistant

NOTES

It is not recommended to stagger any tile longer than 18” more than 1/3 the length of the tile.
Always inspect materials prior to installation.
Always mix 2-3 cartons at a time while installing to insure the best blend.