














Place is a porcelain series that emulates the look and feel of colorful natural slate stones. Place comes in three rectified formats (12x24; 24x24 and 18x36) and is available in four colors: Almond, Amber, Shale and Rust. Made in America, inspired by Italian design.

SIZE	COLOR			
	almond		amber	
3x24 Bullnose Material: porcelain				
12x24 Material: porcelain				
24x24 Material: porcelain				
18x36 Material: porcelain				
2x2 Mosaic Material: porcelain				
Brickmix Mosaic Material: porcelain				




Place is a porcelain series that emulates the look and feel of colorful natural slate stones. Place comes in three rectified formats (12x24; 24x24 and 18x36) and is available in four colors: Almond, Amber, Shale and Rust. Made in America, inspired by Italian design.

SIZE	COLOR			
	shale		rust	
3x24 Bullnose Material: porcelain				
12x24 Material: porcelain				
24x24 Material: porcelain				
18x36 Material: porcelain				
2x2 Mosaic Material: porcelain				
Brickmix Mosaic Material: porcelain				

PLACE

TECHNICAL INFORMATION

SHADE VARIATION



V4 - Random Variation
Random Color differences from tile to tile, so that one tile may have totally different colors from that of other tiles. Thus the final installation will be unique.

WEAR CODE

5 - Rated for all residential and commercial applications

PERFORMANCE DATA

CHARACTERISTIC	NORMS	RESULTS
Water Absorption	C373	≤ 0.5%
PEI Abrasion Resistance (Glazed)	C1027	NA
Breaking Strength	C648	≥400 lbs
Dynamic Coefficient of Friction Wet	AcuTest	0.42
Dimensions Range	C499	.5% (+/- 2 mm)
Facial Range of Thickness	C499	≤0.5% (+/- 2 mm)
Wedging	C502	0.5% (+/- 2 mm)
Frost Resistance	C1026	Frost Proof
Chemical Resistance	C650	Unaffected
Scratch Hardness	MOHS	6

NOTES

It is not recommended to stagger any tile longer than 18” more than 1/3 the length of the tile.
Always inspect materials prior to installation.
Always mix 2-3 cartons at a time while installing to insure the best blend.
All product images are representation only. Variation in color and shading is to be expected.
Final selection should be made from actual tile samples.