























The age old practice of covering wet cement with wooden planks is the inspiration for our latest colored body porcelain from Italy. When the planks were removed from the cured cement the impressions from the wood created unique textures in the cement. Stax is an Italian porcelain series available in 6 colors that beautifully replicates this look.

SIZE	COLOR					
3x24 battiscopa Finish: matte Thickness: 9.5 mm	bianco	beige	grigio	taupe	tortora	antracite
12x24 Finish: matte Thickness: 9.5 mm						
2x2 mosaic Finish: matte Thickness: 9.5 mm						
						
	caldo mix	freddo mix				
						

STAX TECHNICAL INFORMATION

SHADE VARIATION



V3 - Moderate Variation

While the colors present on a single piece of tile will be indicative of the colors to be expected on the other tiles, the amount of colors on each piece may vary significantly. For example “that little bit of color” on one piece of tile may be the primary color on the next piece.

WEAR CODE

5 - Rated for all residential and commercial applications.

PERFORMANCE DATA

CHARACTERISTIC	NORMS	RESULTS
Water Absorption	ISO 10545-3	≤ 0.5 %
PEI Abrasion Resistance (Glazed)	ISO 10545-7	5
Breaking Strength	ISO 10545-4	> 35 N/mm ²
Static Coefficient of Friction Wet	C1028	0.63
Dimensions Range	ISO 10545-2	Conforms
Facial Range of Thickness	ISO 10545-2	± 0.5
Warpage (Diagonal)	ISO 10545-2	± 0.5
Wedging	ISO 10545-2	± 0.5
Frost Resistance	ISO 10545-12	Frost Proof
Chemical Resistance - Household Chemicals	ISO 10545-13	GA
Chemical Resistance - Household Chemicals	ISO 10545-13	GLA
Thermal Shock Resistance	IO 10545-9	Resistant
Resistance to Stains	ISO 10545-14	Class 5
Crazing Resistance of Glazed Tiles	ISO 10545-11	Resistant

NOTES

It is not recommended to stagger any tile longer than 18” more than 1/3 the length of the tile. Always inspect materials prior to installation.

Always mix 2-3 cartons at a time while installing to insure the best blend.