
























This porcelain wall and floor series is inspired by Himalayan sea salt. Available in four colorways: white, bone, grey, and blue. This complete collection consists of glazed porcelain 12x24, along with two glossy wall formats: 4x12, 10x22 and 10x30. The two larger formats each have their own 3-dimensional deco: Onda and Razor, respectively. A 3x10 glossy ceramic trim is available for the wall tiles, while 2x2 and 2" hexagon porcelain mosaics complete the look.

SIZES:	COLOR			
	White	Bone	Grey	Blue
4x12 10x22 10x30 12x24				
2x2 Mosaic				
2" Hexagon Mosaic				
10x30 Razor Deco				
10x22 Onda Deco Glossy Wall				

SALT CAVE

TECHNICAL INFORMATION

SHADE VARIATION



V2 - Slight Variation  
Clearly distinguishable differences in texture and/or pattern within similar colors.

WEAR CODE

12x24: Class 5 Suitable for all Residential and Commercial Application. Class 5 tiles are suitable for all applications including those with heavy traffic and constant use. (i.e., Shopping Malls, Hospitals)

All other sizes: Class 1 Rated for wall application only

PERFORMANCE DATA

CHARACTERISTIC	NORMS	RESULTS
Water Absorption	ASTM C373	≤ 0.5 % (Matte)
Deep Abrasion	ASTM C1243	<155 mm <sup>3</sup> (Matte)
Abrasion Resistance	ASTM C1027	5 (Matte)
Breaking Strength	ASTM C648	≥ 1.40 kN (Matte)
Dynamic Coefficient of Friction	AcuTest	≥ 0.42 (Matte)
Thickness Dimension	ASTM C499	Complies
Facial Dimension	ASTM C499	Complies
Warpage Diagonal	ASTM C485	Complies
Wedging	ASTM C502	Complies
Frost Resistance	ASTM C1026	Frost Proof (Floor only)
Chemical Resistance	ASTM C650	GA/GLA

NOTES

Per ANSI standard A108.02,4.3.8.2; tiles longer than 15" should not be staggered more than 1/3 the length of the tile.

Always inspect materials prior to installation.

Always mix 2-3 cartons at a time while installing to insure the best blend.